

# Transportation to Lake Biwa Otsu Prince Hotel



1. Arrive at KIX – *train or bus* – Kyoto – *train* – Otsu
2. Arrive at HND – *train* – Shinagawa – *Shinkansen* – Kyoto – *train* – Otsu
3. Arrive at NRT – *train or bus* – Shinagawa – *Shinkansen* – Kyoto – *train* – Otsu  
or Tokyo
4. Arrive at NRT or HND – *airplane* – KIX or NGO – Kyoto – *train* – Otsu
5. Arrive at NGO – *train* – Nagoya – *Shinkansen* – Kyoto – *train* – Otsu



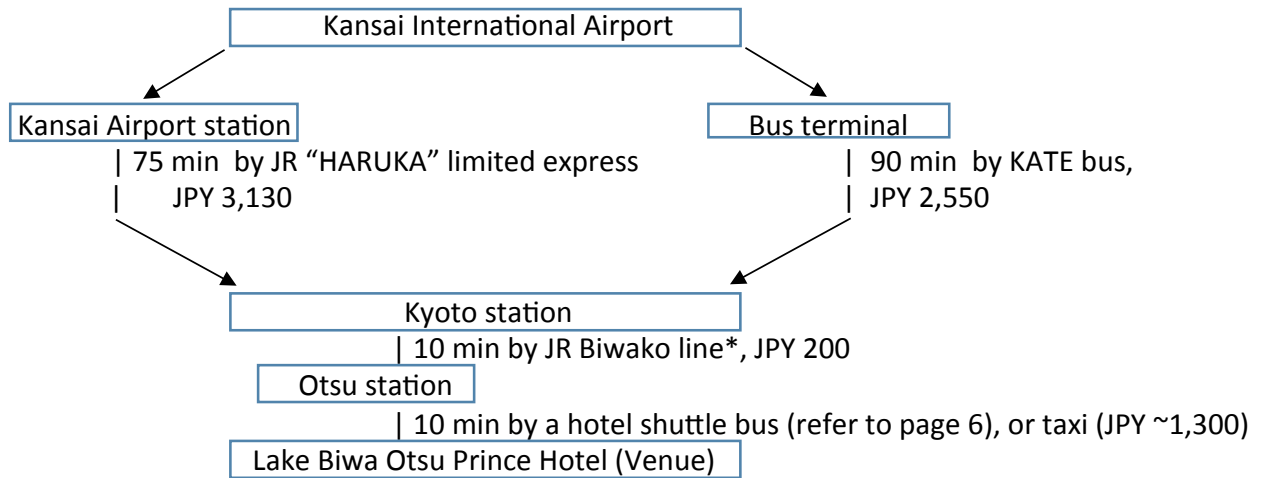
## Luggage delivery service

If you'd like to look around Kyoto city before going to Otsu, you can send your luggage from Kyoto station to the hotel.

<http://www.princehotels.com/otsu/facilities/prince-hotel-welcome-counter/>

# Transportation to Lake Biwa Otsu Prince Hotel

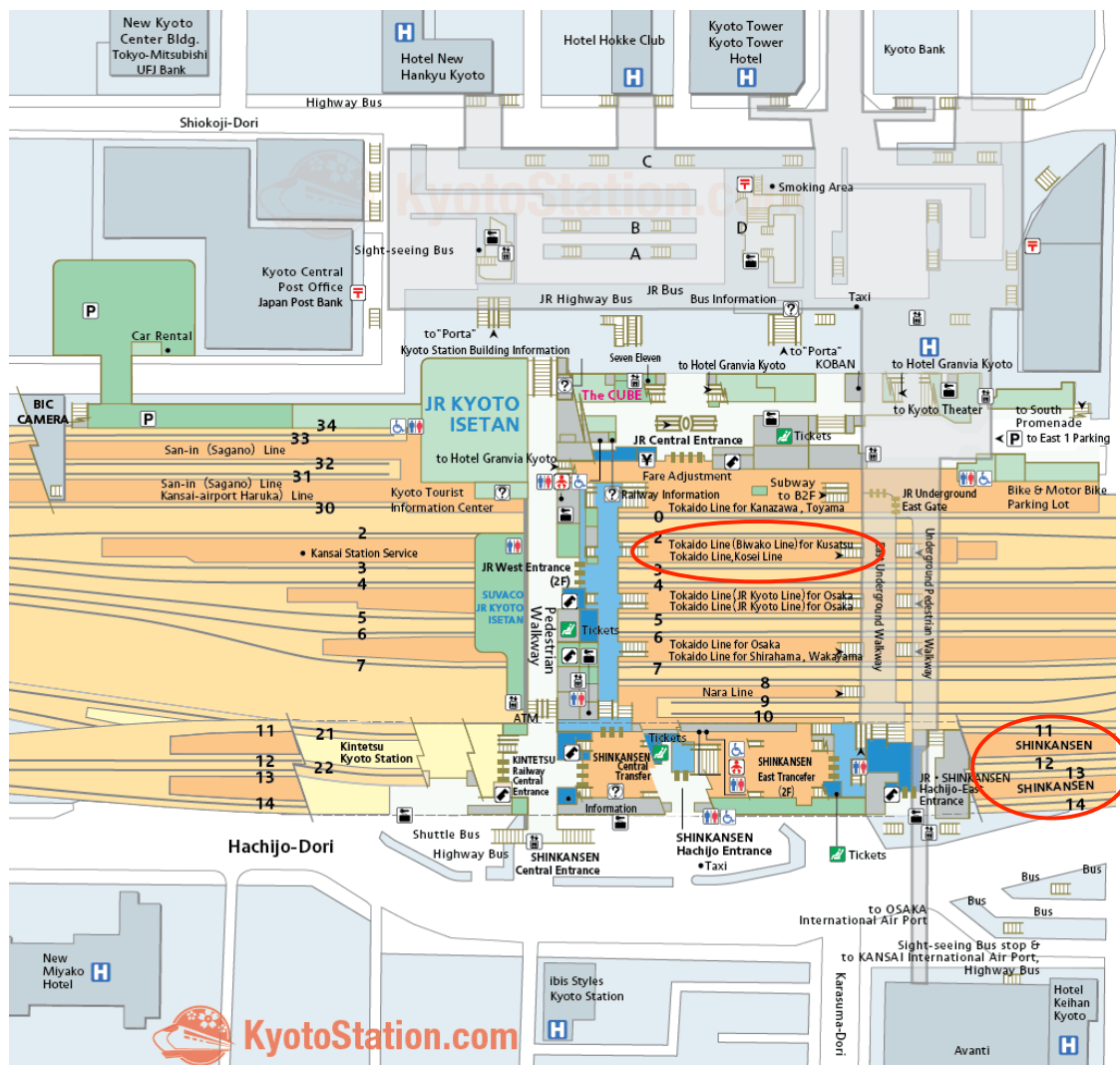
## 1. From KIX (Kansai International Airport)



**NOTE: The price is only a guide as it varies depending on the season.**

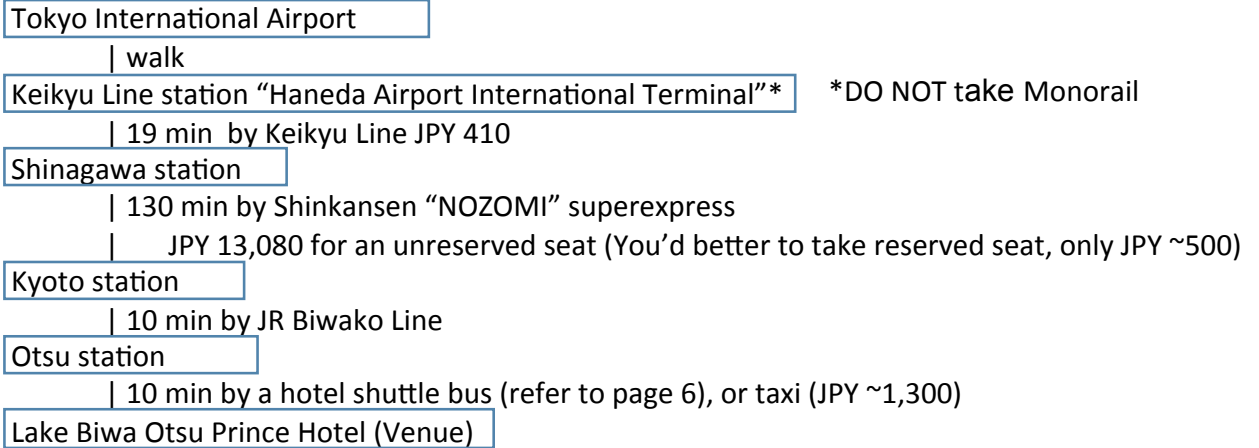
\*Take "Biwako Line" leaving from platform 2 or 3 at Kyoto station (DO NOT TAKE "Kosei Line").

Map of Kyoto station: <https://www.kyotostation.com/kyoto-station-map-finding-your-way/>



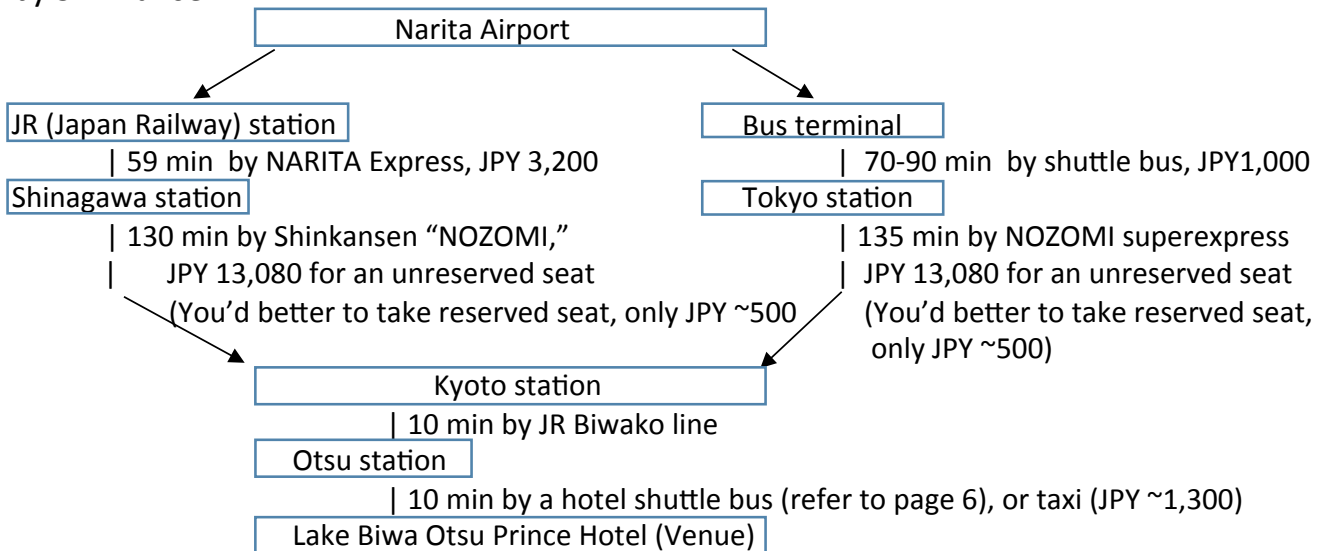
## 2. From HND, Tokyo International Airport

by Shinkansen



## 3. From NRT, Narita International Airport

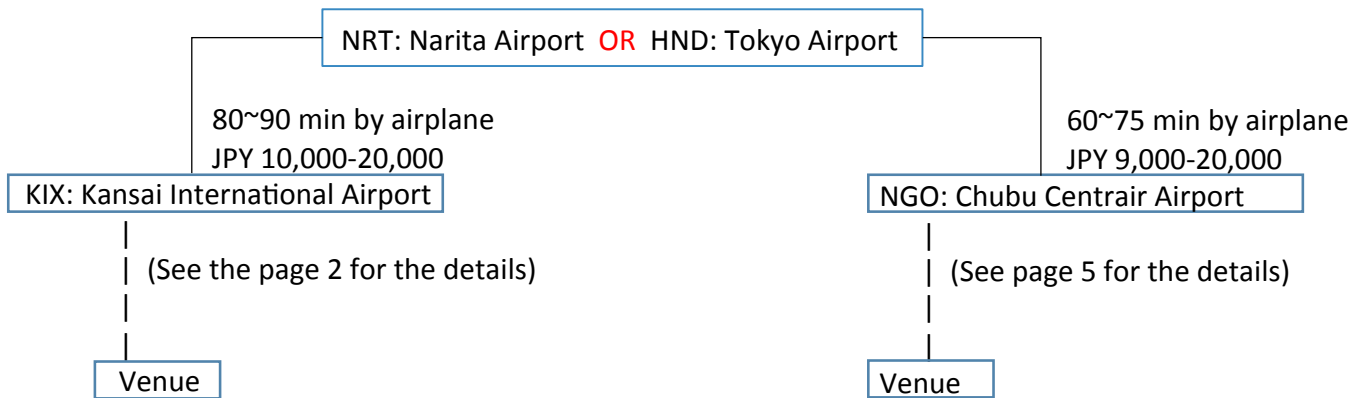
by Shinkansen



You can buy discount tickets for a round trip from Tokyo (or Shinagawa) to Kyoto.  
Please check the detail at the website below.

<http://www.japanican.com/en/tour/list/?typecd=TOU&typegrpcd=TPA&kw=E-Voucher>

4. Transfer to domestic flights at NRT or HND



<u>Major Domestic Airlines</u>	From NRT to KIX or NGO	From HND to KIX or NGO
	Jetstar (GK)	JAL (JL)
	Vanilla Air (JW)	ANA (NH)
	Peach (MM)	STAR FLYER (7G)
	SPRING JAPAN (IJ)	

5. From NGO (Chubu Centrair International Airport, Nagoya)

Central Japan International Airport station

- | 33 min by MEITETSU line
- | JPY 980

Nagoya station

- | 35 min by Shinkansen “NOZOMI” superexpress
- | JPY 5,070 for an unreserved seat (You’d better to take reserved seat, only JPY ~500)

Kyoto station

- | 10 min by JR Biwako line\*, JPY 200

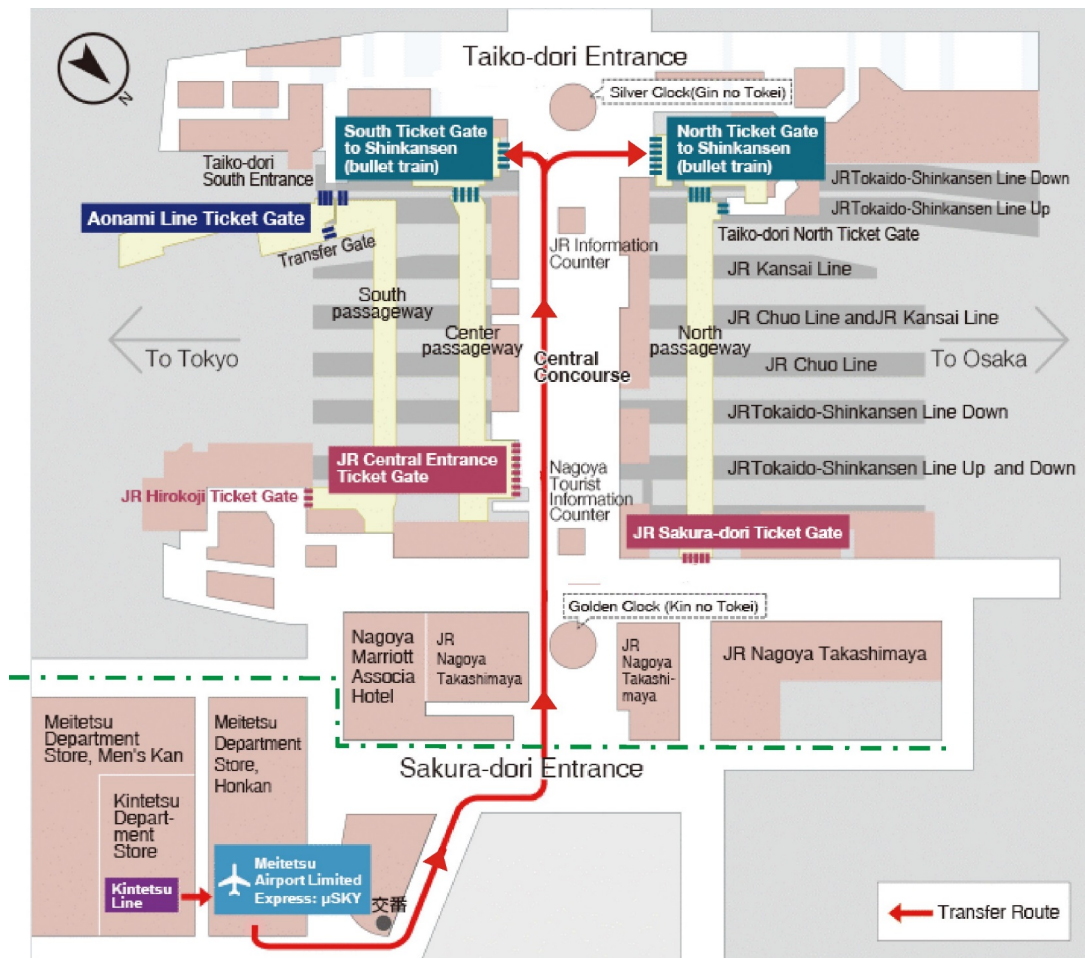
Otsu station

- | 10 min by a hotel shuttle bus (refer to page 6), or taxi (JPY 1,300)

Lake Biwa Otsu Prince Hotel (Venue)

\*Take “Biwako Line” leaving from platform 2 or 3 at Kyoto station (DO NOT TAKE “Kosei Line”).

Meitetsu Nagoya and JR Nagoya stations are located in different buildings. The map below shows a pathway from the **west gate** of Meitetsu line to JR Shinkansen. You may use north and central gate of Meitetsu station, but there’s no elevator. The north ticket gate to Shinkansen is closer to cars for unreserved seats (cars No. 1 through 3).



# Transportation to Lake Biwa Otsu Prince Hotel

## Details of Shinkansen train

If you need instructions for riding Shinkansen train, these pages will do.

<http://www.japan-guide.com/e/e2018.html>

## Details of Kyoto station

Please see page 2.

## From Otsu station to the hotel (hotel shuttle bus)



1 Leave the station by the North Exit.



2 Cross a road diagonally forward left.



3 Go straight for 50 m along the street.



Please wait at the bus stop (blue signboard).  
Between 8:30AM and 9:00PM, the bus leaves hourly,  
at 00 and 30 minutes past the hour.

It takes about JPY 1,300 to go to the hotel by taxi.